

## Convertible Planar Features

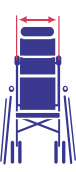




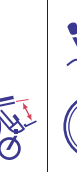


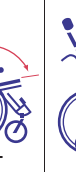


# Convertible Planar

- **10° Fixed Tilt**  
*Promotes an upright position for individuals with good trunk strength and upper body stability*
- **Removable Large Rear Wheels**  
*Allow you to choose between independent or dependent mobility*
- **Solid Seat & Back**  
*Provide added support for more in-depth seating and positioning*
- **Planar Seating Promotes Good Trunk Posture**  
*For better respiration and improved digestion*
- **Removable Solid Seat/Back & Large Rear Wheels**  
*For compact fold and easy transport*
- **Comprehensive Positioning Options**  
*Provide maximum comfort and optimal positioning*
- **Frame Adjusts for Growth**  
*To provide optimal positioning, and extend the life of the chair for a growing child*
- **Crash Tested Transit Models**  
*Adhere to national safety standards, and provide safe transport in bus or van*



Positioning options and accessories sold separately.

# Convertible Planar Specifications

Measurement	Chair Model											
		Seat Width*	Seat Depth**	Seat Back Height	Seat to Footplate*	Seat to Floor*	Seat-to-Back Angle	Seat Angle	Headrest Extension	Shoulder Strap Height	Weight Capacity Regular/Transit	Weight of Chair $\Delta$
in.	<b>CV 12</b>	12	10 - 13	21	4.5 - 21	19	100°	10°	5	12 - 21	75 lbs / 66 lbs	48 lbs
cm	<b>CV 12</b>	30.5	25 - 33	53.3	11.4 - 53.3	48.3			13	30.5 - 53.3	34 kg / 30 kg	21.8 kg
in.	<b>CV 14</b>	14	13 - 16	24	4.5 - 23	21	100°	10°	5	13 - 24	100 lbs / 100 lbs	54 lbs
cm	<b>CV 14</b>	35.5	33 - 40.5	61	11.4 - 58.4	53.3			12.7	33 - 61	45.5 kg / 45.5 kg	24.5 kg
in.	<b>CV 16</b>	16	14.5 - 17.5	25	5 - 24	23	100°	10°	6	14 - 25	170 lbs / 170 lbs	60 lbs
cm	<b>CV 16</b>	40.5	37 - 44.5	63.5	12.7 - 61	58.4			15.2	35.6 - 63.5	77 kg / 77 kg	27.2 kg
in.	<b>CV 18</b>	18	16 - 19	28	4.5 - 24.5	24.5	100°	10°	6	17 - 28	250 lbs / 170 lbs	63 lbs
cm	<b>CV 18</b>	45.5	40.5 - 48	71	11.4 - 62.2	62.2			15.2	43.2 - 71	114 kg / 77 kg	28.6 kg







in. - Inches, cm - Centimeters \* Plus or minus .5 inch (1.27 cm) due to fabric. \*\* 2 inch cut-out for minimum seat depth. Available as an option.  $\Delta$  - Weight of chair is without front rigging.






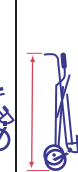
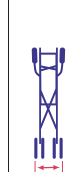
Use only Convoid options and parts on Convoid products. Convoid parts are not interchangeable with other manufacturer's products. Replace any worn parts immediately.

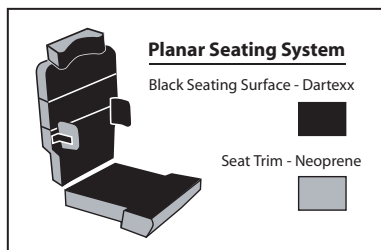
Note: Convoid maintains a policy of continual product improvement; therefore, we reserve the right to make changes without notice.

## Upholstery Colors

Removable, Washable Neoprene Fabric

		
Raspberry	Navy Blue	Ocean Blue
		
Purple	Teal	Yellow

Measurement	Chair Model							
		(with large rear wheels) Overall Width	(with large rear wheels) Overall Height	(with large rear wheels) Overall Length	Height of Rear Wheels	Folded Length	Folded Width	Folded Height
in.	<b>CV 12</b>	25.5	36.5	43	20	43	12.5	14.5
cm	<b>CV 12</b>	65	93	109	51	109	32	37
in.	<b>CV 14</b>	26.5	40	45	22	44	12	14.25
cm	<b>CV 14</b>	67	102.9	114.3	56	30	30.5	36.2
in.	<b>CV 16</b>	28.5	44	47.5	24	45.5	15	16
cm	<b>CV 16</b>	72	110.5	120.7	61	115.5	38	40.6
in.	<b>CV 18</b>	30	48	48.5	24	45	14.5	15.25
cm	<b>CV 18</b>	76	122	122.2	61	114	36.8	38.7



U.S. Patent 4,118,065  
This product may be covered by the following U.S. patent - 6,099,075  
Additional patents pending.



## Limited Lifetime Warranty

Frame and X-Braces.....Lifetime of original retail buyer  
Fabric and webbing.....One year  
Other components.....One year

This warranty does not cover normal wear and tear, or damage caused by accident or misuse.