

EZ Rider Features

EZ RIDER

- **10° Fixed Tilt**
Promotes an upright position for individuals with good trunk strength and upper body stability
 - **Lightweight & Compact Folding**
For easy storage and transport – fold and go!
 - **New Wider Wheels**
Provide added stability and a comfortable ride on uneven terrain
 - **Comprehensive Positioning Options**
Provide maximum comfort and positioning
- **Custom Modifications**
Achieve exact fit for any size or shape
 - **Multiple Frame Adjustments**
Extend the life of the chair for a growing child
 - **Rigorous Product Testing**
Ensures unsurpassed quality and safety
 - **WC19 Crash Tested Transit Models**
Adhere to national safety standards, and provide safe transport in bus or van



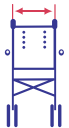






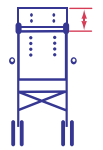
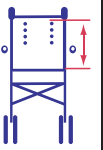


compact folded
EZ RIDER

Standard Solid Tires

EZ12/14/16: 7.5" x 2" Front, 11.5" x 2.5" Quick Release Rear Wheels
EZ18: 8" Front, 11" Rear

Positioning options and accessories sold separately.


EZ Rider Specifications

Measurement	Chair Model											
		Seat Width*	Seat Depth**	Seat Back Height	Seat to Footplate*	Seat to Floor*	Seat-to-Back Angle	Seat Angle	Headrest Extension	Shoulder Strap Height	Weight Capacity Regular/Transit	Weight of Chair Δ
in.	EZ 12	12	11 - 14	19	3.5 - 18	19	100°	10°	5	11 - 17	75 lbs / 66 lbs	25 lbs
cm	EZ 12	30.5	28 - 35.6	48.3	9 - 45.7	48.3			13	28 - 43.2	34 kg / 30 kg	11.4 kg
in.	EZ 14	14	13 - 16	20	3 - 19	20	100°	10°	8	11 - 17	100 lbs / 100 lbs	30 lbs
cm	EZ 14	35.5	33 - 40.6	50.8	7.7 - 48.3	50.8			20	28 - 43.2	45.5 kg / 45.5 kg	13.6 kg
in.	EZ 16	16	14 - 17	18	3 - 19	20	100°	10°	8	10 - 16	170 lbs / 170 lbs	30 lbs
cm	EZ 16	40.5	35.6 - 43.2	45.1	7.7 - 48.3	50.8			20	25.4 - 40.6	77.3 kg / 77.3 kg	13.6 kg
in.	EZ 18	18	14.5 - 17.5	19.5	3 - 20	21.5	100°	10°	10	15 - 19	250 lbs / 170 lbs	29 lbs
cm	EZ 18	45.5	36.8 - 44.5	49.5	7.6 - 50.8	54.6			27	38 - 48.3	114 kg / 77 kg	13.2 kg


in. - Inches, cm - Centimeters * Plus or minus .5 inch (1.27 cm) due to fabric. ** 2 inch cut-out for minimum seat depth. Available as an option. Δ - Weight of chair is without front rigging.

Upholstery Colors


Removable, Washable Fabric




Ocean Blue




Purple



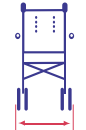


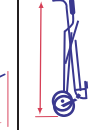
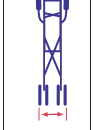

Navy Blue



Teal



Raspberry

Measurement	Chair Model						
		Overall Width	Overall Height	Overall Length	Folded Length	Folded Width	Folded Height
in.	EZ 12	21.5	38	39	45.5	14	18
cm	EZ 12	54.6	96.5	99	115.6	35.6	45.7
in.	EZ 14	23	38	41	45.5	13.5	17
cm	EZ 14	58.4	96.5	104	115.6	34.3	43.2
in.	EZ 16	26	36	49	45.5	14	16
cm	EZ 16	66	91.4	124.5	115.6	35.6	40.6
in.	EZ 18	26	37	48	45.5	13.5	17
cm	EZ 18	66	94	122	115.6	34.3	43.2

Use only Convoid options and parts on Convoid products. Convoid parts are not interchangeable with other manufacturer's products. Replace any worn parts immediately.

Note: Convoid maintains a policy of continual product improvement; therefore, we reserve the right to make changes without notice.

Limited Lifetime Warranty

Frame and X-Braces.....Lifetime of original retail buyer
 Fabric and webbing.....One year
 Other components.....One year

This warranty does not cover normal wear and tear, or damage caused by accident or misuse.



EZ Rider - 18

U.S. Patent 4,118,065
 This product may be covered by the following U.S. patent - 6,099,075
 Additional patents pending.



Rev 7-22-2010

visit us at www.convoid.com