

R82 Multi Frame

USD Retail Price List/ Order Form

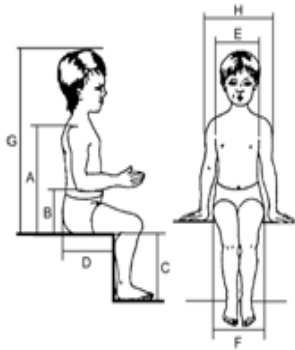
Account #: _____ Purchase Order No.: _____ Date: _____
 Contact: _____ Mark For: _____

Bill To:	Ship To:
Address:	Address:
City/State/Zip:	
Phone:	City/State/Zip:
Email	Phone:

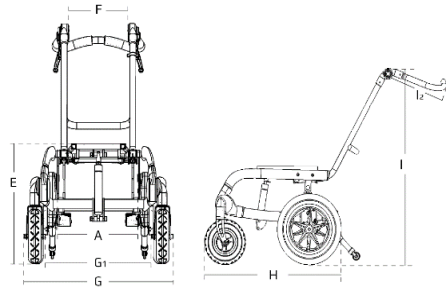
US Configuration

Effective: 05.01.21 - Rev 2

- x:panda
- Cushions
- Head support
- Side support/overarm support
- Armrest
- Wedges
- Vests and belts
- Tray
- Frame
- Push brace
- Foot support



- A (Back Height) _____
- B (Arm Height) _____
- C (Lower Leg Length) _____
- D (Seat Depth) _____
- E (Chest Width) _____
- F (Seat Width) _____
- G (Height from Seat to Top of Head) _____
- H (Shoulder Width) _____
- Age _____
- Weight _____



Measurements

	Size 1 Inches	Size 2 Inches	Size 3 Inches
Width, inside (A)	13½"	15¼"	17¼"
Height floor to basic plate (E) (top/mid/bottom pos.)	15½"/16¾"/18"	15½"/16¾"/18"	15½"/16¾"/18"
Back width, inside (F)	9¾"	11½"	13½"
Overall width 12½" (G)	23¼"	25¼"	27¼"
Overall width 22" (G)	23¼"	25¼"	27¼"
Distance between wheels w/drum brakes (G1)	17"	19"	20¾"
Distance between wheels wo/drum brakes (G1)	17¼"	19¼"	21¼"
Length, with 12½" (22") wheels(H)	25¼" (29½")	25¼" (29½")	27¼" (31½")
Overall height push brace 15°(I)	36"	36"	36"
Overall height push brace 30° (I)	33½"	33½"	33½"
Push brace length (I2)	8¾"	8¾"	8¾"
Folded height, w/ 12½" (22")back wheels (mid position)	18½" (22")	18½" (22")	18½" (22")
Folded length, with 12½" (22")	28¾" (33½")	28¾" (33½")	30¾" (35½")
Max load	220.4 lbs.	220.4 lbs.	220.4 lbs.

NOTES:



- HCPCS**
- Size 1 E1233
 - Size 2 E1233
 - Size 3 E1161

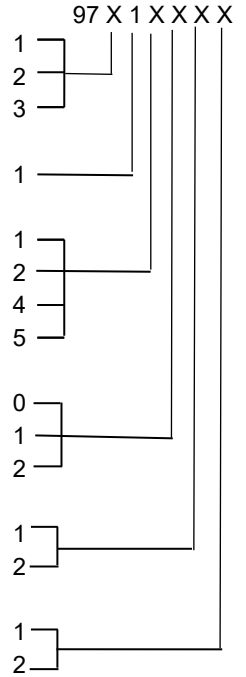
 - Silver

 - 12½" air, black, incl. wheel brake
 - 22" air, grey, incl. wheel brake
 - 12½" solid, black, incl. wheel brake
 - 22" solid, grey, incl. wheel brake

 - Standard brake - see above
 - Drum Brake for 12½" - *Upcharge*
 - Drum brake for 22" - *Upcharge*

 - 7" x 2" Pneumatic Caster Tires
 - 7" x 2" Solid Caster Tires

 - Gradual back angling
 - Gradual back angling, w/ additional dep



Description	Measurements	Size	Part No.	USD Price	HCPCS
-------------	--------------	------	----------	-----------	-------

<input type="checkbox"/> Wheelchair Frame with 12½" Rear Wheels		97x140x10	973110210	\$2,952	
<input type="checkbox"/> Wheelchair Frame with 22" Rear Wheels		97x150x10	973120210	\$3,024	
<input type="checkbox"/> Drum Brakes, 12½" or 22" Rear Wheels (Upcharge)					

Most Common Configuration:

<input type="checkbox"/> Multi Frame sz 3, Silver, 7x2", 12½" Solid Tire, Std. Wheel Locks			973140210	\$2,409	
●●All other configurations are a custom order; Approx. lead time: 6-8 weeks. Non-returnable item					

Accessories	Description	Measurements	Size	Part No.	USD Price	HCPCS
-------------	-------------	--------------	------	----------	-----------	-------

Adaptor is required for x:panda size 1, 2 & 3. The x:panda size 3 can also be permanently mounted on the Multi Frame without an adaptor.



<input type="checkbox"/> Adaptor for x:panda on Multi Frame - for x:panda sz 1, 2 & 3				8911610-98	\$179	
<input type="checkbox"/> Adaptor for x:panda on Multi Frame sz 3 - for x:panda sz 4 ♦				8911610-99	\$179	
♦ Adaptor is required on x:panda sz 4						

<input type="checkbox"/> Anti-Tips				970957	\$149	E0971
<input type="checkbox"/> Transit Option for Multi Frame				970905	\$205	



<input type="checkbox"/> Vent Tray for Multi Frame sz 2 & 3 ●●				970815	\$461	E1029
●●Custom order; Approx. lead time: 6-8 weeks.						

Description	Measurements	Part No.	USD Price	HCPCS
-------------	--------------	----------	-----------	-------

The following Foot Support options are for the High-Low-x, Strong Base, Stingray, Multi Frame & Multi Frame-x



<input type="checkbox"/> Footplate, Angle & Height Adj.	12" x 7½"	95145-1	\$118	K0040
<input type="checkbox"/> Footplate, Angle & Height Adj.	14" x 9"	85145-2	\$118	K0040

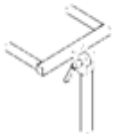


<input type="checkbox"/> Footplate, Angle & Height Adj. ♦	14" x 9"	95145-2	\$118	K0040
<input type="checkbox"/> Footplate, Angle & Height Adj. ♦	16" x 9½"	95145-3	\$118	K0040
<input type="checkbox"/> Footplate, Angle & Height Adj. ♦	18¾" x 9½"	95145-4	\$118	K0040
♦ Includes 4" mounting fitting				



<input type="checkbox"/> Mounting for footplate, for higher fitting**		85135	\$60	
**To be used with 9810821-x				

Footplates must include a mounting bar below



<input type="checkbox"/> Elevating Footplate Mounting Bar	6" - 10½"	8910821-1	\$149	K0108
<input type="checkbox"/> Elevating Footplate Mounting Bar	6" - 14½"	8910821-2	\$149	K0108
<input type="checkbox"/> Elevating Footplate Mounting Bar	6" - 17"	8910821-3	\$149	K0108

Description	Measurements	Part No.	USD Price	HCPCS
-------------	--------------	----------	-----------	-------



<input type="checkbox"/> Multi Adj. Foot Support ●●	6" - 10½"	8910852-1	\$415	K0108
<input type="checkbox"/> Multi Adj. Foot Support ●●	6" - 14½"	8910852-2	\$415	K0108
<input type="checkbox"/> Multi Adj. Foot Support ●●	6" - 17"	8910852-3	\$415	K0108
●●Custom order; Approx. lead time: 6-8 weeks.				



<input type="checkbox"/> Width Extension - Multi-Adj. Foot Support ●●		8910855	\$79	
●●Custom order; Approx. lead time: 6-8 weeks. Non-returnable item				

Description	Measurements	Part No.	USD Price	HCPCS
-------------	--------------	----------	-----------	-------



<input type="checkbox"/> Individual Foot Supports (Pr.) ●●	7" x 3"	89143-1	\$415	
<input type="checkbox"/> Individual Foot Supports (Pr.) ●●	8½" x 3½"	89143-2	\$415	
<input type="checkbox"/> Individual Foot Supports (Pr.) ●●	9½" x 4½"	89143-3	\$415	
●●Custom order; Approx. lead time: 6-8 weeks.				



<input type="checkbox"/> Dual Elevating Footplate Mount Bar	6" - 10½"	8910841-1	\$149	
<input type="checkbox"/> Dual Elevating Footplate Mount Bar	6" - 14½"	8910841-2	\$149	
<input type="checkbox"/> Dual Elevating Footplate Mount Bar	6" - 17"	8910841-3	\$149	
●●Custom order; Approx. lead time: 6-8 weeks.				

HCPCS codes are provided for your convenience and are NOT to be considered billing or legal advice. Providers are responsible for insuring that all appropriate billing codes are used when submitting claims. Proper use of HCPCS codes does not insure coverage or payment. Contact the appropriate payer for coverage information.

Prices in USD & is subject to change without notice

For Quotes and Orders please send completed Order Form to: sales.us@etac.com or fax: 1-800-760-0537

Etac United States
13137 Bleinheim Lane
Matthews, North Carolina 28105
+1 844-US-MOBILITY (844-876-6245)
www.etac.us.com

OF7300-ENG-REV.02
etac[®]
Creating Possibilities