

R82 Kudu - E1233

CAD Retail Price List/ Order Form




Account #: _____ Purchase Order No.: _____ Date: _____
 Contact: _____ Mark For: _____

Bill To:	Ship To:
Address:	Address:
City/State/Zip:	
Phone:	City/State/Zip:
Email	Phone:

Kudu Standard Features:

- | | |
|--|--|
| <ul style="list-style-type: none"> ● Tilt-in-Space - 45 Degrees ● 12.5", 20", 22" or 24" Wheels ● Quick Release 20", 22" or 24" Wheels ● Choice of 3 Frame Colors ● Recline | <ul style="list-style-type: none"> ● Solid Seat Pan ● Two-Piece Push Handle ● Height & Angle Adjustable Foot Supports ● Wheel Locks ● No HCPCS Code Assigned to Kudu sz 4 |
|--|--|



- Kudu size 1
- Kudu size 2
- Kudu size 3
- Kudu size 4

- White
- Red
- Grey

- Kudu Seat & Back Cushions
- Omit Seat Cushion

- One-Piece Height Adj. Push Handle (upcharge)
- Two-Piece Push Handle

- One-Piece Footplate, Centrally Mounted
- Individual Footplates (n/a on size 1)

- 12.5" Solid Wheels*
- 20" Solid Wheels w/Quick Release
- 22" Solid Wheels w/Quick Release
- 24" Solid Wheels w/Quick Release

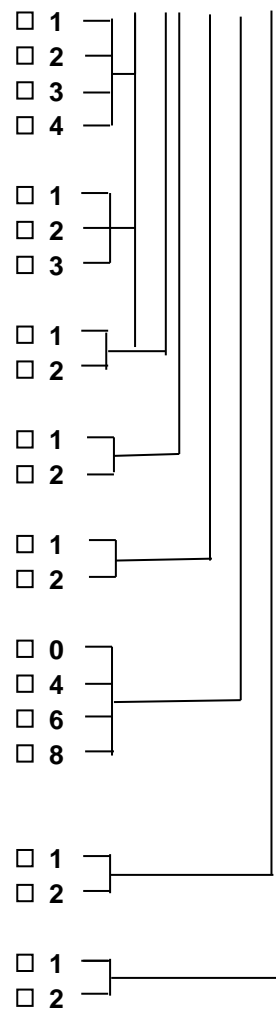
***Only available with drum brakes and fixed axles**

- High Mount Wheel Lock (20", 22" or 24")
- Drum Wheel Lock 12 1/2"

- 6" Solid Front Castors
- 7" Solid Front Castors**

****n/a with 12.5" or 20" rear wheels**

95 X X X X X X X



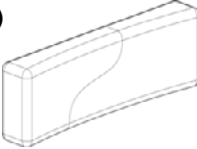


Kudu Price Configuration

<u>Required Items</u>	<u>Price</u>	<u>HCPCS</u>
<input type="checkbox"/> Kudu Base	\$2,895	E1233
<input type="checkbox"/> Recline	\$480	E1014
<input type="checkbox"/> Solid Planar Back and Back Cushion	\$525	E2291
<input type="checkbox"/> Planar Seat Cushion*	\$295	E2292
Choose One:		
<input type="checkbox"/> One-Piece Height Adjustable Push Handle	\$55	
<input type="checkbox"/> Two-Piece Push Handle	\$0	
Choose One:		
<input type="checkbox"/> Center Mount Leg Support	\$0	
<input type="checkbox"/> Individual, Removable, Swing-Away Leg Support	\$0	
Choose One:		
<input type="checkbox"/> Adjustable Individual Angle Footplate^	\$179	K0040
<input type="checkbox"/> One-Piece Footplate	\$115	K0040
<input type="checkbox"/> Airless Insert Wheels (all sizes)	\$75	E2216
Choose One:		
<input type="checkbox"/> Wheel Locks, High Mount, 20", 22" & 24"	\$0	
<input type="checkbox"/> Drum Wheel Lock 12.5"	\$0	
<input type="checkbox"/> 6" or 7" Solid Front Casters	\$0	
<input type="checkbox"/> Turnable Anti-Tip Device	\$140	E0971






*Only required if seat and back cushions selected

^n/a on size 1

		<u>Back Cushion(s)</u>	<u>Size</u>	<u>CAD Price</u>	<u>Part No.</u>	
(A) 	(B) 	<input type="checkbox"/> Back Cushion w/Cover (A)*	1	\$0	95741-160	
		<input type="checkbox"/> Back Cushion w/Cover (A)*	2	\$0	95741-260	
		<input type="checkbox"/> Back Cushion w/Cover (A)*	3	\$0	95741-360	
		<input type="checkbox"/> Back Cushion w/Cover (A)*	4	\$0	95741-460	
(C) 		<input type="checkbox"/> Back Extension Cushion, + 2" (B)	1	\$65	\$81	95743-105
		<input type="checkbox"/> Back Extension Cushion, + 4" (B)	1	\$65	\$81	95743-110
		<input type="checkbox"/> Back Extension Cushion, + 2" (B)	2	\$65	\$81	95743-205
		<input type="checkbox"/> Back Extension Cushion, + 4" (B)	2	\$65	\$81	95743-210
		<input type="checkbox"/> Back Extension Cushion, + 2" (B)	3	\$65	\$81	95743-305
		<input type="checkbox"/> Back Extension Cushion, + 4" (B)	3	\$65	\$81	95743-310
		<input type="checkbox"/> Back Extension Cushion, + 2" (B)	4	\$65	\$81	95743-405
		<input type="checkbox"/> Back Extension Cushion, + 4" (B)	4	\$65	\$81	95743-410
		<input type="checkbox"/> Back Wedge, 6" x 2.5", Pair (C)	1, 2	\$32	\$40	E63012-60
		<input type="checkbox"/> Back Wedge, 12" x 2.5", Pair (C)	3, 4	\$32	\$40	E63013-60

(A)* Required only if Kudu Seat Cushion omitted

		<u>Transit Required Item</u>	<u>Size</u>	<u>CAD Price</u>	<u>Part No.</u>
		<input type="checkbox"/> Transit		\$200	95900-10

		<u>Pelvic Positioning</u>	<u>Size</u>	<u>CAD Price</u>	<u>Part No.</u>
(A) 	(B) 	<input type="checkbox"/> Hip Supports/ Width Reduction, Pair (A)	1, 2	\$287	95713-10
		<input type="checkbox"/> Hip Supports/ Width Reduction, Pair (A)	3, 4	\$287	95713-20
(C) 	(D) 	<input type="checkbox"/> Upholstered Hip Belt, 1" End Girth (B)	1	\$121	85424-1
		<input type="checkbox"/> 4-Point Padded Hip Belt (9-10.25" x 21.5") (C)	0	\$168	85427-0
		<input type="checkbox"/> 4-Point Padded Hip Belt (10.25-11.25" x 21.5") (C)	1	\$168	85427-1
		<input type="checkbox"/> 4-Point Padded Hip Belt (12-13.5" x 21.5" x 19.5") (C)	2	\$168	85427-2
		<input type="checkbox"/> 4-Point Padded Hip Belt (14-15.5" x 21.5" x 19.5") (C)	3	\$168	85427-3
(E) 		<input type="checkbox"/> Pelvic Harness (6.75" X 13.75") (D)	X-Small	\$306	89108-0
		<input type="checkbox"/> Pelvic Harness (8.5" X 16.5") (D)	Small	\$306	89108-1
		<input type="checkbox"/> Pelvic Harness (10.5" X 16.75") (D)	Large	\$306	89108-2
		<input type="checkbox"/> Belt Harness, Neoprene (6.75" X 10.5" X 9.75") (E)	1	\$249	89114-1
		<input type="checkbox"/> Belt Harness, Neoprene (7.75" X 13.25" X 11.75") (E)	2	\$249	89114-2
	<input type="checkbox"/> Belt Harness, Neoprene (9" X 14" X 13.25") (E)	3	\$249	89114-3	

Foot & Leg Positioning

			<u>Size</u>	<u>CAD Price</u>	<u>Part No.</u>
(A)		<input type="checkbox"/> Pommel (A)	0	\$202	95430-0
		<input type="checkbox"/> Pommel (H: 3.5" x D: 3.5" x B: 3.5") (A)	1	\$202	95430-1
(B)		<input type="checkbox"/> Pommel (H: 3.5" x D: 4.75" x B: 3.5") (A)	2	\$202	95430-2
		<input type="checkbox"/> Pommel (H: 3.5" x D: 6" x B: 3.5") (A)	3	\$202	95430-3
(C)		<input type="checkbox"/> Pommel (H: 3.5" x D: 7" x B: 3.5") (A)	4	\$202	95430-4
		<input type="checkbox"/> Pommel, Knee Abduction (B)	One Size	\$202	95430-10
(D)		<input type="checkbox"/> Pommel Padding for Knee Abduction (C)	One Size	\$81	95430-10260
		<input type="checkbox"/> Adductors	One Size	\$249	95429-10
(E)		<input type="checkbox"/> Calf Support for One-Piece Footplate (D)	One Size	\$151	85131
		<input type="checkbox"/> Calf Support for Individual Footplates (E)	One Size	\$76	85131-10
(F)		<input type="checkbox"/> Heel Band for Individual Foot Plates (F)	One Size	\$76	85132-10
		<input type="checkbox"/> Upholstered Ankle Strap (W: 7¼") (G)	1	\$231	85426-1
(G)		<input type="checkbox"/> Upholstered Ankle Strap (W: 9¼") (G)	2	\$231	85426-2
		<input type="checkbox"/> Upholstered Ankle Strap (W: 11½") (G)	3	\$231	85426-3
(H)		<input type="checkbox"/> Upholstered Ankle Strap (G)	4	\$231	85426-4
		<input type="checkbox"/> Formed Footplates, 8.5" Long (H)		\$206	86147
(I)		<input type="checkbox"/> Formed Footplates, 9.5" Long (H)		\$206	86148
		<input type="checkbox"/> Neoprene Sandals, Set (I)	One Size	\$162	85696-1

Head Support

			<u>Size</u>	<u>CAD Price</u>	<u>Part No.</u>
(A)		<input type="checkbox"/> Anatomic Head Support (5.5" x 5.5" x 9.5") (A)*	Small	\$318	5099001
		<input type="checkbox"/> Decutex Cover, black (Required)	Small	\$0	9923-83
(B)		<input type="checkbox"/> Anatomic Head Support (6" x 5.5" x 10") (A)*	Medium	\$318	5099002
		<input type="checkbox"/> Decutex Cover, black (Required)	Medium	\$0	9945-83
(C)		<input type="checkbox"/> Anatomic Head Support (6.5" x 5.5" x 12.5") (A)*	Large	\$318	5099003
		<input type="checkbox"/> Decutex Cover (Required)	Large	\$0	9967-83
		<input type="checkbox"/> Headband System (B)**		\$287	99500
		<input type="checkbox"/> Extra Headband Strap (B)**		\$70	99400-5
		<input type="checkbox"/> Turtle Bar System, Long (C)*		\$287	98619-26
		<input type="checkbox"/> Head Support Bracket for OEM (Other Equip. Manuf)		\$76	87590




(A)* Required Decutex Cover

(B)** Only available with Anatomic Head Support



Trunk Positioning

			<u>Size</u>	<u>CAD Price</u>	<u>Part No.</u>
(A)		<input type="checkbox"/> Fixed Laterals, Pair, Black (A)	3½" x 4"	\$181	95401-10
		<input type="checkbox"/> Fixed Laterals, Pair, Black (A)	4¾" x 5½"	\$181	95401-20
(B)		<input type="checkbox"/> Fixed Laterals, Pair, Black (A)	6¼ x 5¼	\$181	95401-30
		<input type="checkbox"/> Snap Lock for Laterals, Pair (fits 95401-10, 95401-20) (B)		\$121	8910702-20
(C)		<input type="checkbox"/> Snap Lock for Laterals, Pair (fits 95401-30) (B)		\$121	8910702-25
		<input type="checkbox"/> Swing-Away Lateral Support Bracket, Right (C)		\$281	831000-R
(D)		<input type="checkbox"/> Swing-Away Lateral Support Bracket, Left (C)		\$281	831000-L
		<input type="checkbox"/> Bar, Straight, Long, Each (D)*	4 ¾"	\$0	81932
(E)		<input type="checkbox"/> Bar, Offset, Each (E)*	1" x 4 ¾"	\$0	81968
		<input type="checkbox"/> Bar, Offset, Each (F)*	1¾" x 4 ¾"	\$0	82000
(F)		<input type="checkbox"/> Bar, Offset, Each (G)*	2½" x 4 ¾"	\$0	81969
		<input type="checkbox"/> Polyurethane Cushion Pads, Each (H)**	3½" x 7.2"	\$131	6175406
(G)		<input type="checkbox"/> Polyurethane Cushion Pads, Each (H)**	2½" x 6 ¾"	\$131	6175405
		<input type="checkbox"/> Polyurethane Cushion Pads, Each (H)**	2½" x 6"	\$131	6175404
(H)		<input type="checkbox"/> Protective Cushion for Lateral Hrdw, Black, Pair (I)		\$115	89150
		<input type="checkbox"/> Lateral Pad Belt	1"	\$57	84120-25
(I)		<input type="checkbox"/> Lateral Pad Belt	1½"	\$57	84120-40
		<input type="checkbox"/> Cross Vest (W: 4.5" X D: .5" X H: 11") (J)	0	\$237	89625-060
(J)		<input type="checkbox"/> Cross Vest (W: 5" X D: .5" X H: 12") (J)	1	\$237	89625-160
		<input type="checkbox"/> Cross Vest (W: 5.2" X D: .5" X H: 12.75") (J)	2	\$237	89625-260
(K)		<input type="checkbox"/> Cross Vest (W: 6.25" X D: 4.75" X H: 15.25") (J)	3	\$237	89625-360
		<input type="checkbox"/> Cross Vest (W: 7.5" X D: 6.75" X H: 18.25") (J)	4	\$237	89625-460



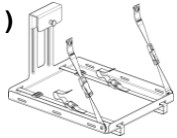


Trunk Positioning Continued

		Size	CAD Price	Part No.	
	<input type="checkbox"/> Vest (W: 1.25" X D: 2.5" X H: 5.5") (K)	0	\$249	89111-060	
	<input type="checkbox"/> Vest (W: 1.5" X D: 2.5" X H: 5.75") (K)	¾"	\$249	89111-07560	
	<input type="checkbox"/> Vest (W: 2.25" X D: 2.5" X H: 7") (K)	1	\$249	89111-160	
(K)		<input type="checkbox"/> Vest (W: 2.5" X D: 3.5" X H: 9.25") (K)	2	\$249	89111-260
	<input type="checkbox"/> Vest (W: 2.75" X D: 4.75" X H: 11") (K)	3	\$249	89111-360	
	<input type="checkbox"/> Vest (W: 2.75" X D: 6.75" X H: 13.75") (K)	4	\$249	89111-460	
	<input type="checkbox"/> Neoprene Vest (W: 7" X D: 5.5" X H: 4") (L)	1	\$249	89113-1	
	<input type="checkbox"/> Neoprene Vest (W: 6.5" X D: 9" X H: 6.75") (L)	2	\$249	89113-2	
(M)		<input type="checkbox"/> Neoprene Vest (W: 11.5" X D: 7.75" X H: 7") (L)	3	\$249	89113-3
	<input type="checkbox"/> Sternum Belt (W: 9.25" X D: 6.75" X H: 2.75") (M)	0	\$150	85430-0	
(N)		<input type="checkbox"/> Sternum Belt (W: 14" X D: 2.25" X H: 2.25") (M)	1	\$150	85430-1
	<input type="checkbox"/> Sternum Belt (W: 18" X D: 2.25" X H: 2.5") (M)	2	\$150	85430-2	
	<input type="checkbox"/> Chest Belt, Upholstered (11.25" x 7.5" x 19.25-12") (N)	1	\$337	85428-1	
	<input type="checkbox"/> Chest Belt, Upholstered (14"x 10.25" x 10.25-12.75") (N)	2	\$337	85428-2	
	<input type="checkbox"/> Chest Belt, Upholstered (16.25" x 12.5" x 10.25-12.75") (N)	3	\$337	85428-3	
	<input type="checkbox"/> Chest Belt, Upholstered (20.25" x 16" x 11.25-14.5") (N)	4	\$337	85428-4	
(D, E, F, G)* Required with Swing-Away Bracket, select 1					
(H)** Required with Swing-Away Bracket, select 1					

Frame Option

		Size	CAD Price	Part No.	
(A)		<input type="checkbox"/> Armrest w/Side Plates & Holders for Tray, Pair (A)	1, 2	\$256	95712-2
(B)		<input type="checkbox"/> Armrest w/Side Plates & Holders for Tray, Pair (A)	3, 4	\$256	95712-4
		<input type="checkbox"/> Angle Adjustable Armrest, Pair (B)*	1, 2	\$443	95712-20
		<input type="checkbox"/> Angle Adjustable Armrest, Pair (B)*	3, 4	\$443	95712-40
(B)* Includes Side Plates & Holders for Tray					

Accessories

		Size	CAD Price	Part No.	
(A)		<input type="checkbox"/> 20" Mud Guards, Pair (A)	One Size	\$499	952020
(B)		<input type="checkbox"/> 22" Mud Guards, Pair (A)	One Size	\$499	952022
		<input type="checkbox"/> 24" Mud Guards, Pair (A)	One Size	\$499	952024
		<input type="checkbox"/> Mud Guards for 22" with 7" Front Castors, Pair	One Size	\$499	952022-7
		<input type="checkbox"/> Mud Guards for 24" with 7" Front Castors	One Size	\$499	952024-7
(C)		<input type="checkbox"/> Tray with Hardware (B)	1, 2	\$430	9576351
(D)		<input type="checkbox"/> Vent Tray (44lbs. Weight Limit) (C)	2, 3, 4	\$561	95281-10
		<input type="checkbox"/> Backpack (D)	1, 2	\$94	94480-1
		<input type="checkbox"/> Backpack (D)	3, 4	\$94	94480-2
		<input type="checkbox"/> 20" Spoke Protectors, Each (E)	One Size	\$143	95930-20
(E)		<input type="checkbox"/> 22" Spoke Protectors, Each (E)	One Size	\$143	95930-22
		<input type="checkbox"/> 24" Spoke Protectors, Each (E)	One Size	\$143	95930-24

When being transported in a vehicle, it is R82's position that the wheelchair user transfer from the wheelchair into appropriate vehicle seating during transportation. Please note that at this time, the Department of Transportation has not officially approved any tie-down system for a user while in a wheelchair; therefore R82 cannot recommend a transit system.

The R82 Kudu mobility base was tested with the Kudu seating module equipped with a head support and wheelchair anchored pelvic belt and R82 transit anchors. The performance and safety of accessories and/or other seating options not tested by R82 is unknown, and no warranty or claim about their performance is or can be made.

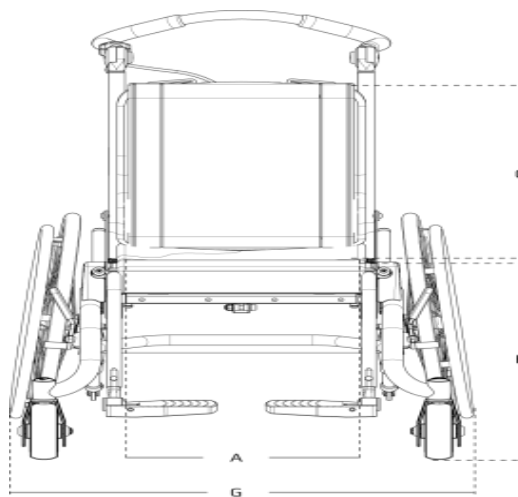
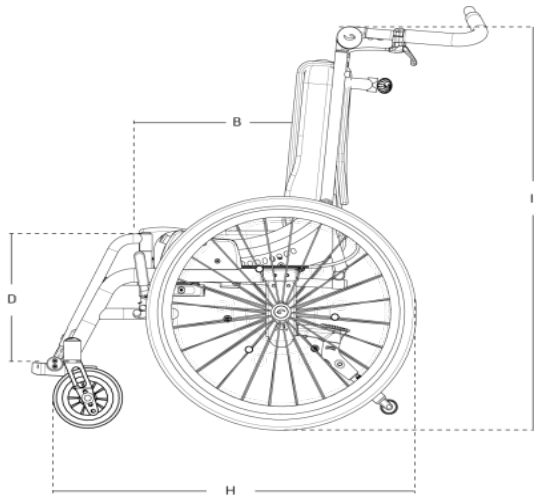
For shipping rates, please call 1-844-876-6245

PO Box 1739 Matthews, NC 28106 • 1-844-876-6245 • Fax: 704-882-0751

Prices in USD & is subject to change without notice

Effective: 4/26/2017

Measurements



	Size 1	Size 2	Size 3	Size 4
	inches	inches	inches	inches
Seat width (A)	10"	11 ³ / ₄ "	13 ¹ / ₄ "	15"
Seat width with hip supports (accessories)	7-10"	7-11 ¹ / ₂ "	7-13"	7-15"
Seat depth (B)	8 ¹ / ₂ -12 ¹ / ₂ "	10 ¹ / ₂ -14 ¹ / ₂ "	12-16"	13 ¹ / ₂ -17 ¹ / ₂ "
Back height (C)	14 ¹ / ₂ -18"	15 ¹ / ₂ -20"	16 ¹ / ₂ -22 ¹ / ₂ "	17-24 ¹ / ₂ "
Lower leg length (D):				
Footplate, centrally mounted	6-12"	6-14 ¹ / ₂ "	10-17 ¹ / ₂ "	10-17 ¹ / ₂ "
Individual Footplates	N/A	9 ¹ / ₂ -13 ¹ / ₂ "	11 ¹ / ₂ -18 ³ / ₄ "	11 ¹ / ₂ -18 ³ / ₄ "
Seat height above floor (E)	18 ³ / ₄ "	18 ³ / ₄ "	18 ³ / ₄ "	18 ³ / ₄ "
Width (G)	23"	24 ¹ / ₂ "	26"	27 ¹ / ₂ "
Length (H)	27"	27"	29"	29"
Height (I)	37"	37"	37"	37"
Weight	42 lbs.	46 lbs.	51 lbs.	55 lbs.
Max. user weight/load	88 lbs.	110 lbs.	132 lbs.	132 lbs.
Max. user weight in transportation	88 lbs.	110 lbs.	125.5 lbs.	125.5 lbs.
Back recline	-5° to +30°	-5° to +30°	-5° to +30°	-5° to +30°
Seat tilt	-3° to +45°	-3° to +45°	-3° to +45°	-3° to +45°
Camber angle for 20, 22, 24 inch wheels	6°	6°	6°	6°